

“Everyday Chants”. Galina Zelenina.

Novosibirsk

“Everyday Chants” are written specifically for Russian teenagers. They reinforce the language skills students have learnt or are learning from their main course book “Smart”, leading to greater fluency in speaking.

“Smart” and “Everyday Chants” meet the needs of both teachers and students.

They provide a broad range of practice activities.

Flexible and easy to use in the classroom, English courses, individually.

Now I’d like to describe possible ways of using **“Everyday Chants”** in the classroom to get the greatest benefit from the material.

First of all read the chant in class, translate it from English into Russian. The Russian text helps to remember the chant. Close the English variant and recite the chant. This can be controlled by a partner. All the tasks are written in Russian for the children to understand them and fulfill correctly with the purpose to remember all the material.


I want to thank Michael Vince and Judy West for a wonderful book that helps Russian students to study English with great interest.

Unit 2.

"Seasons"



In summer



In winter



In autumn



In spring

1. Прочитай стихотворение.

In winter it snows. _____

In autumn the wind blows. _____

In summer the sun shines. _____

In spring trees have new bines. _____

2. Напиши, в какое время года время года бывает такая погода.



It is warm in

Trees are green.




In it is hot.

We swim a lot.



In it is cool.

Children go to school.



In.....it is cold.

But don't scold!
(Но не бранись!)

All seasons are good.

We like flowers, snow, and fruit.

3. What do you do in summer?

In summer, in summer **it is hot.**

In summer, in summer we swim a lot.



What do you do in autumn?

In autumn, in autumn **it is cool.**

In autumn, in autumn we are back at school.

Мы снова в школе



What do you do in winter?

In winter, in winter we ski and skate.

We make a snowman. It is great!



What do you do in spring?



In spring, in spring
Trees are green.

We like to be out, in the yard.

The sun shines,
And the birds sing.

Unit 3. "My Working Day"

To play hide and seek we are glad.

Играть в прятки

1. Girl's Story.



I get up at 7 o'clock.

В семь часов я просыпаюсь,

I do morning exercises

Делаю зарядку,

And put on my frock.

Надеваю платье

Then I wash my hands and face

И умываюсь,

And put school things into the case.

Школьные вещи в портфель собираю,

After that I have my breakfast

Завтракаю

And go to school very fast.

И быстро в школу убегаю.

I come to school on time. I am not late.

Я прихожу в школу вовремя, не
опоздав,

I take my seat with my friend Kate.

С подружкой Катей своё место заняв.

I am busy at school till one

Я занята в школе до часу дня.

Then I rest and have some fun.

Затем отдыхаю, веселье у меня.

After that I do my homework

После этого уроки выполняю,

And in the evening I go for a walk.

А вечером я гуляю.

2. Boy's Story.



I get up when the sun rises.

I make my bed

And do morning exercises.

Then I wash my hands and face

And put school things into the case.

I put on warm clothes when the weather is cool.

Then I quickly go to school.

I study at school till one.

Then I rest and have some fun.

After that I do my homework.

In the evening I go for a walk.

3. Какие отличия вы нашли в распорядке дня мальчика и девочки.

She gets up

He gets up

She puts on

He puts on

She has her

He doesn't have his _____

4. Дайте ответы на вопросы.

Does she get up at 6 o'clock? _____

Does she put on her school frock? _____

Does she wash her hands and face? _____

What does she put into the case? _____

Does she come home from school at one? _____

Does she have much fun? _____

Does she do her homework? _____

When does she go for a walk? _____

5. Расскажи распорядок дня девочки.

She up at 7 o'clock.

She morning exercises

Andon her frock.

Then she her hands and face

Andschool things into the case.

After that she her breakfast

Andto school very fast.

Sheto school on time. Shenot late.

She her seat with her friend Kate.

She busy at school till one.

Then sheand some fun.

After that she her homework

And in the evening shefor a walk



6. Задай вопросы о распорядке дня мальчика. Ответь на них.

Вопросы:

Ответы:

..... get up at 6 o'clock? _____
 put on his school frock? _____
 wash his hands and face? _____
 What put into the case? _____
 come home from school at one? _____
 have much fun? _____
 do his homework? _____
 When go for a walk? _____

7. Расскажи распорядок дня мальчика.



He up when the sun rises.

He his bed

And morning exercises.

Then he his hands and face

And school things into the case.

He on his warm clothes when the weather is cool

Then he quickly to school.

He at school till one.

Then heandsome fun.

After that he his homework.

In the evening he for a walk


8. Прочитай и запомни.



I **always** (всегда) do my homework. _____

I **often** (часто) go for a walk. _____

I **never** (никогда) quarrel with my friend. _____



I **usually** (обычно) early go to bed.

рано

Every day (каждый день) I help my mother.

Sometimes (иногда) I play chess with my father.

I **seldom** (редко) play computer games,

Only on Sunday (только в воскресенье) with my friend James.

9. Дайте ответы на вопросы.

Do you get up at 6 o'clock? _____

Do you study or do you work? _____

Do you wash your hands and face? _____

What do you put into the case? _____
How many lessons do you have a day? _____
When do you study? When do you play? _____
When do you come home from school? _____
What do you wear when the weather is cool? _____
When do you do your homework? _____
When do you go for a walk? _____

Unit 4. "Pets".

1. Прочитайте диалог по ролям.



_ I'm thinking of getting a pet.

But I don't know what kind of pet to get?

_ What about **hamsters**? They are small.

_ I don't like them at all.

_ Fish aren't very interesting. Don't get a fish.

Buy a **dog** or a **cat**. What do you wish?

_ I think I need a **small** pet.

_ You can find the information on the Net.



2. Разыграйте диалог. Добавьте нужные вам слова.



A parrot



A tortoise



A frog

_ I'm thinking of getting a pet.

But I don't know what kind of pet to get?

_ What about? They are small.

(Parrots, canaries, tortoises, rabbits, hamsters, mice, frogs)

_ I don't like them at all.

_ Fish aren't very interesting. Don't get a fish.

Buy aor a What do you wish?

(A monkey, a crocodile, a bear, a dog, a cat, an elephant, a pig)

_ I think I need a pet.

(big, small)

_ You can find the information on the Net.



A bear



An elephant


Unit 6. "Food". 1. Выучи новые слова:



Bacon _____
 Cereal _____
 Pepper _____
 And ham _____
 For my Dad and Mum!



Mushrooms _____
 Scrambled eggs _____
 Boiled eggs _____
 And cheese _____
 For my niece! _____



Coffee _____
 Butter _____
 Bread _____
 And honey _____
 For my nanny!



Marmalade _____
Rolls _____
Sugar _____
Sweets _____
And tea _____
For me! _____

**2. Прочитай, а затем допиши, что ты видишь на столе.
“What is there on the table?”**

On the table I can see _____

A cup of tea. _____

There is some fruit. _____

It is very good. _____

There is a sweet. _____

It is nice to eat. _____

There are some flowers in the vase _____

For you and for us. _____



On the table I can see a of



..... some It is very good.

..... a  It is nice to eat.



..... some in the

For you and for us.

3. Допиши вопросы и ответы.



How many apples **there** on the plate? _____

There aren't many-only eight. _____

How much sugar **there** in the pot? _____

There quite a lot. _____

..... **there** any cheese? _____

Yes **there** _____

..... **there** any jam? _____

Yes, **there** some. _____

..... **there** any flowers in the vase? _____

Yes, **there** some for you and for us. _____

4. Запомни английские слова:

1. **Ham, mushrooms and marmalade,**
Isn't it very great!

2. **Honey, butter, and rolls** are good.
How I like this **food**

3. **Toasts and bacon,**
Cereal and cheese.
Don't you like all this!

4. Please, choose
Coffee, tea or juice!

1. Ветчина, грибы и мармелад.
Разве ты этому не рад!

2. Мёд, масло и булки хороши.
Эту еду я люблю от души!

3. Тосты и бекон,
Сыр и каша -
Это ли не радость наша!

4. Пожалуйста, выбирай:
Кофе, сок или чай!

5. "Can you cook?" Запомни глаголы. Прочитай сначала глаголы (1-9) в левой колонке, а затем в правой.

1. Мешать -----mix
2. Резать-----cut
3. Добавлять-----add
4. Класть-----put
5. И маслом поливать-----and oil
6. Разбить -----break
7. Налить-----pour
8. Бросить-----drop
9. И кипятить-----and boil

Возьми и делай-----Take and make
Разбей, испеки-----Break and bake
Маслом полей и кипяти----Oil and boil
Посмотри и вари-----Look and cook
Добавь и разрежь-----Add and cut
Сиди и ешь-----Sit and eat

6. Расскажи с движениями.



Mix and cut _____
Put and add _____

Break and drop _____
Don't stop! _____

Pour and oil _____
Don't spoil! _____

Enjoy your food _____
It's very good! _____

7. Прочитай и переведи на русский язык рецепт торта.

You should pour _____
A glass of **yogurt** _____
And nothing more. _____

Take: _____
Baking powder, _____
Eggs, _____
Butter, _____
Sugar, and _____
Some **flour**. _____
Mix all and bake for half an hour. _____

On the top you put _____
Chocolate, _____
Cream, _____
And some fruit. _____

If you add some **raisins** _____
It will be amazing! _____



8. Переведи с русского языка на английский язык:

Стакан кефира берёшь,
Яйца, масло, сахар, муку
Перемешиваешь всё и полчаса печёшь.
Шоколад, сметану сверху положи,
А также фрукты хороши.
Если добавишь изюм,
Тут никакой не выдержит ум!
(просто умопомрачение)

9. Прочитай и переведи на русский язык.

If you want to eat _____
Cut some **cucumbers, potatoes** _____
Boiled eggs and meat. _____
Pieces must be small. _____
Now mix them all. _____
Put some **sour cream** and **peas** _____
And mix all again, please. _____
Don't forget to add _____
Some **salt** _____
Or the salad will be bad. _____
It will be your **fault!** _____



Огурцы, картофель, варёные яйца и мясо
Мелкими кусочками нужно нарезать,
А потом всё тщательно перемешать.
Положи сметаны, зелёного горошка.

И снова всё перемешай немножко.
Не забудь соли положить,
Чтобы потом себя не винить.

10. Переведи рецепт на английский язык:

1. Возьми 200 г. муки. _____
2. Возьми 200 г. сахара. _____
3. Возьми 200 г. кефира. _____
4. Возьми 200 г. варенья. _____
5. Положи их в миску. _____
6. Разбей 2 яйца. _____
7. Брось их в миску. _____
8. Перемешай всё. _____
9. Добавь соду. _____
10. Помажь маслом сковороду (the pan). _____
11. Вылей смесь (the mixture) на (on the) сковороду. _____
12. Пеки 40 минут (minutes). _____

13. Положи торт на тарелку. _____
14. Разрежь торт. _____
15. Ешь и наслаждайся. _____

11. "Let's lay the table." Заполни недостающие слова:

spoon _____
fork _____
tablemat _____
glass _____
knife _____
plate _____
napkin _____
vase _____

Lay the table and be glad.

Накрывая стол, радостным будь.

Put a _____ and a _____

Положи салфетку и подставку не забудь.

Put a _____, a _____, and _____

Положи нож, вилку и ложку.

All will be ready very soon!

Всё будет готово, осталось немножко.

In front of you there is a _____

Перед тобой стакан стоит,

And there are flowers in the _____ А ваза с цветами украсит вид.

For every guest you must give a _____ Для каждого гостя тарелку нужно дать.

Look at the table! It is great! Посмотри на стол - глаз не оторвать!



12. Прочитай стихотворение и скажи, чего нет на столе.



1. There isn't any fruit, _____
There isn't any meat _____
So dinner isn't good _____
Nothing to eat. _____ нечего поесть. _____
2. There isn't any coffee _____
There isn't any juice _____
So dinner isn't good _____
Nothing to choose. _____ нечего выбрать _____
3. There isn't any butter _____

There isn't any bread _____
So dinner isn't good _____
What a shame upon my head! _____ какой стыд! _____

4. There aren't any carrots _____
But there are potatoes a lot _____
So, dinner isn't good _____
Oh! My god! _____ о, мой бог! _____

13. Переведи на английский язык.

Фруктов нет и мяса нет
Ах, какой плохой обед!
Кофе нет и сока нет
Ах, какой плохой обед!
Масла нет и хлеба нет
Ах, какой плохой обед!
Моркови нет, одна картошка
Господи! Ну, помоги немножко!

14. Drama **"At Table"** . Подбери угощения в рифму. Разыграйте.

Mr. Jones!

Mrs. Smit!

Mr. Brake

Help yourself to

cheese

cake

scones

Mrs. Barkley, please!

sweet



Mother:

Mr. Jones! Help yourself to _____

Mrs. Smit! Help yourself to _____

Mr. Brake! Help yourself to _____

Mrs. Barkley, please! Help yourself to _____



Mother:

Now say to me

Would you like a cup of coffee? _____

Would you like a cup of tea? _____

Mr. Jones: As for me **I'd like** a cup of tea. _____

Mrs. Smit: **Could I have** a cup of coffee? _____

Mr. Brake: **Could I have** a cup of tea? _____

Mrs. Barkley: **Could I have** a glass of milk for Jimmy and me?

Mother: Oh, my dear Mr. Jones, would you like **some more scones**?

Oh, my dear Mr. Brake, would you like **some more cake**?

Oh, my dear Mrs. Smit, would you like **another sweet**?

Oh, my dear brother Cruse, would you like **a glass of juice**?

Oh, my dear uncle Sam, would you like **some more jam**?

Oh, my dear son Fred, would you like **some more bread**?

Mr. Jones: **Could you pass** me the glass?

Mrs. Smith: **Could you pass** me the knife?

Mr. Brake: **Could you pass** some sweets for us?

Mother: How many?

Mr. Brake: Five _____

Mrs. Barkley: **Could you pass me the coffee pot**?

Mother: Oh, no. It's too hot.

15. Прочитайте диалог, разыграйте его по ролям.



Sasha: Mum, what is there for lunch? _____

Mother: Ham and a salad, not so much. _____

Sasha: Is there any grapefruit juice? _____

Mother: No, there isn't. But you may choose _____

Apple or orange. Both are good. _____

Sasha: Mum, is there any fruit? _____

Mother: Yes, there are apples, fresh and red. _____

Sasha: Look into the bread bin, there isn't any bread. _____

Mother: Oh, my dear, indeed. _____

Please, go to the shop and buy it! _____

16. "Meals in Great Britain".

1. Breakfast in the morning _____

It is good and full _____

After it children go to school. _____

For breakfast English people eat _____

Bacon, eggs or some meat _____

Bread and ham, _____

A slice of toast and jam _____

They always eat porridge _____

Followed by an orange _____

And you see they can choose _____

A cup of tea, coffee, or juice. _____

2. Lunch comes after breakfast _____

At 12 o'clock. _____

It's a light snack during the work. _____

3. Dinner is in the evening _____

When all the family can meet _____

All can cook together _____

And all can eat _____

Soup or fish, _____

Meat and beans, _____

And many other lovely things. _____

So dinner is good _____

Followed by pudding _____

And some fruit. _____

4. Supper is light _____

After visiting a theatre _____

Yogurt is all right! _____

Unit 7. "Something happened".

1. Read the poem.



I **got** up at 7 o'clock. _____

I **did** morning exercises _____
And **put on** my frock. _____
Then I **washed** my hands and face _____
And **put** school things into the case. _____
After that I **had** my breakfast _____
And **went** to school very fast. _____
I **came** to school on time. I was not late. _____
I **took** my place with my friend Kate. _____
The teacher **said** "Good morning" _____
And the lesson **began**. _____
We **answered** the questions _____
About the Gingerbread Man. _____

Who cooked him? _____
Where did he go then? _____
Whom did he meet _____
Animals or men? _____
What did he do? _____
With whom did he play? _____
Whom did he take home? _____
Was the end OK? _____

I **studied** at school till one. _____
Then I **rested** and had some fun. _____
After that I **did** my homework _____
In the evening I **went** for a walk. _____

Правильные глаголы: washed, answered, cooked, studied, rested.

Неправильные глаголы:

Get – got _____	go – went _____
Do - did _____	come - came _____
Put – put _____	take – took _____
Have – had _____	say – said _____
Be – was, were _____	begin – began _____
Meet – met _____	give – gave _____

2. Заполни пропуски глаголами в прошедшем времени, затем ответь на вопросы.



She up at 7 o'clock.
She.....morning exercises
And..... on her frock.
Then she.....her hands and face
And..... school things into the case.
After that she.....her breakfast
And.....to school very fast.
She.....to school on time. She.....not late.
She.....her place with her friend Kate.
The teacher.....“Good morning”
And the lesson.....
They.....the questions
About the Gingerbread Man.
She.....at school till one.
Then she.....and.....some fun.
After that she.....her homework
And in the evening she.....for a walk.

When did she get up? _____
What did she put on? _____
What did she wash? _____
What did she put into the case? _____
Did she have breakfast? _____
Where did she go? _____
Was she late? _____
What did the teacher say? _____
What did the pupils do? _____
Till what time did she study at school? _____
What did she do after school? _____
Did she do her homework? _____
When did she go for a walk? _____

3. Dialogue: “On My Mother’s Birthday”.



_ Did you help your mother? _____

_ Yes I did. _____

_ Oh! You are a good boy indeed! _____

Did you wash the dishes _____
and clean the floors? _____

_ Yes, I did everything, of course. _____

I helped my mother to clean the room. _____

I **swept** the floor with a broom. _____

_ Could you make a cake? _____

_ Yes I could. _____

It was very good. _____

Sweep – swept _____

4. Тренируем неправильные глаголы:

Buy – bought _____ Eat – ate _____

Can – could _____ Drink – drank _____

Meet – met _____ Ride – rode _____

Give – gave _____ Fly – flew _____

Catch – caught _____ Sleep – slept _____

Take – took _____ Wake – woke _____



A boy (купил) some food _____
As much as he (мог) _____
On the way _____
He (встретил) his friend _____
And he (дал) _____
Him some bread. _____
Then they (поймали) a mouse _____
And (взяли) to the house. _____
It (ела) and (ела) and (ела) _____
It has eaten all the bread. _____
It (пила), and (пила), and (пила) _____
And it even didn't thank. _____
Then they (ехали), (ехали), (ехали) _____
On its back along the road. _____
Then they (летели), (летели), (летели) _____
It was so funny too. _____
As if it was a big bird. _____
Such a story I've never heard. _____
He (спал) and then (проснулся) _____
It was a dream and a joke. _____

5. Заполните пропуски глаголами по смыслу.

A boy.....some food

As much as he.....

On the way he.....his friend

And he..... him some bread.

Then they.....a mouse

And.....to the house.

It.....and.....and.....

It has eaten all the bread.

It....., and....., and

And it even didn't thank.

Then they.....,,

On its back along the road.

Then they.....,,

It was so funny too.

As if it was a big bird.

Such a story I've never heard.

He.....and then.....

It was a dream and a joke.

